


Kness



MADE IN THE
USA

Pro-Ketch®
Junior
Multiple Catch Mousetrap



Same Perfection...New Perspective!

How do you SEE success?

INTRODUCING Pro-Ketch® Junior!

You asked for it, we designed it! Just like Pro-Ketch® Multiple Catch Mousetrap, Junior is always properly set, giving you peace of mind. The “tunnel-on-top” design of Pro-Ketch® and Pro-Ketch® Junior allows for faster and easier cleaning, which saves you time and money. *BUT...* Junior has something NEW to offer -- the easy-view side window! The same perfection found in Pro-Ketch® and a new perspective only found with Pro-Ketch® Junior.

NEW WINDOW TECHNOLOGY!

Junior features revolutionary new window technology designed to offer easier viewing of the interior of the trap. *Easy-view window saves time, effort, and money!*

Visit our website, www.kness.com, to see Pro-Ketch® Junior, Pro-Ketch®, and our entire line of high-quality American-made pest control products.

Kness Mfg. Co., Inc.

Hwy. 5 South, P.O. Box 70, Albia, Iowa U.S.A. 52531-0070
Toll-Free 1-800-247-5062 1-641-932-7846 FAX 1-641-932-2456

Junior is HALF the size of the original Pro-Ketch® allowing for more placement options.



How do you SEE success?

- 100% American-made
- New easy-view window
- Streamlined profile
- No harmful chemicals, baits, or poisons
- No removeable parts
- No winding or resetting
- Easy to monitor and clean
- Saves time and money
- Available with Pro-Ketch® Junior glue boards

Pro-Ketch Junior Accessories



SERVICE LABEL




GLUE TRAP




Pro-Ketch® Junior Multiple Catch Mousetrap

Description	Stock #	Traps per case
Pro-Ketch Junior with Solid Side	104-0-038	12
Pro-Ketch Junior with Easy View Window	104-0-036	12
Pro-Ketch Junior Glue Trap	104-0-039	216
Pro-Ketch Junior Protector	104-0-041	6




Pro-Ketch® Junior Multiple Catch Mousetrap

Description	Stock #	Traps per case	UPC Bar Code
Pro-Ketch Junior with Solid Side	104-0-037	1	0 43312 10044 0
Pro-Ketch Junior with Solid Side	104-0-038	12	100 43312 10044 7
Pro-Ketch Junior with Easy View Window	104-0-035	1	0 43312 10043 3
Pro-Ketch Junior with Easy View Window	104-0-036	12	100 43312 10043 0
Pro-Ketch Junior glue trap	104-0-039	216	200 43312 10046 8
Pro-Ketch Junior Protector	104-0-041	6	200 43312 10045 1




Placement:
Place trap flush with entrance holes next to wall.



Disposal:
Open trap and remove mice.



Cleaning:
Wipe or brush trap clean.



Easy to Use:
Peel protective paper from glue trap. Place glue trap under tab in catch area or lid top, glue side up.



Replacement:
Replace glue trap as needed

Kness Mfg.Co., Inc.
Home of the Ketch-All® - "World's Best Mousetrap"
www.kness.com