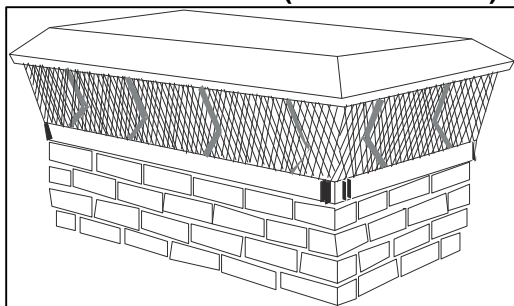


HY-C Custom - Made Chimney Cover Worksheet

custordform.xls

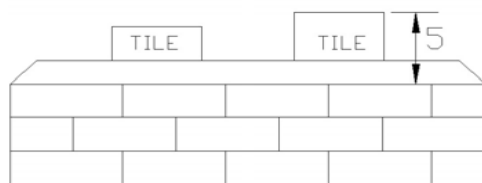
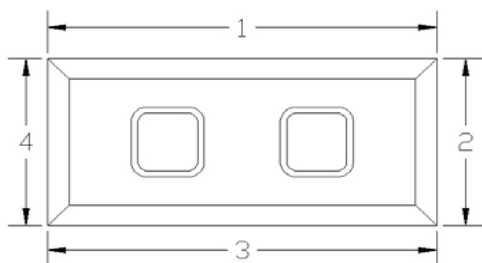
6/29/07

Band-Around Model (Outside Mount)

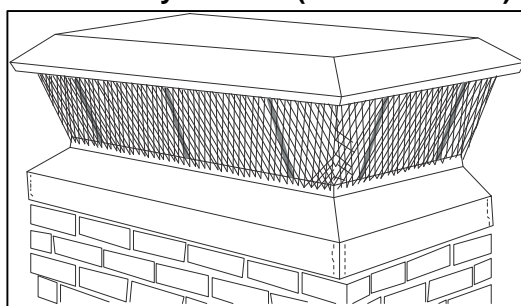


Outside Chimney Dimensions (top row of brick)

1. Length (position 1)
2. Width (clockwise from 1)
3. Length (clockwise from 2)
4. Width (clockwise from 3)
5. Tile Height (from top of **brick**)

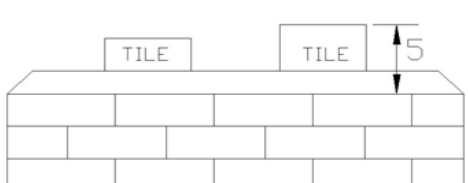
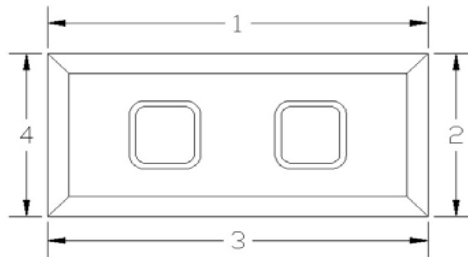


Skirt Style Model (Outside Mount)

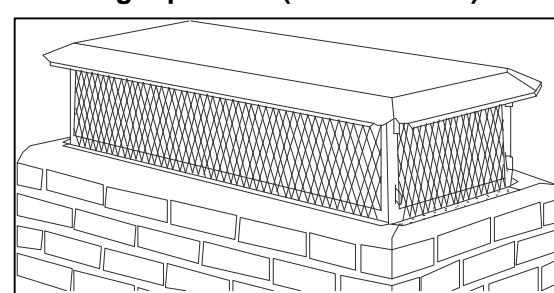


Outside Chimney Dimensions (top row of brick)

1. Length (position 1)
2. Width (clockwise from 1)
3. Length (clockwise from 2)
4. Width (clockwise from 3)
5. Tile Height (from top of **brick**)

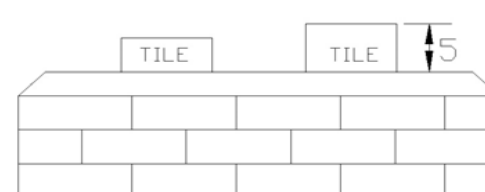
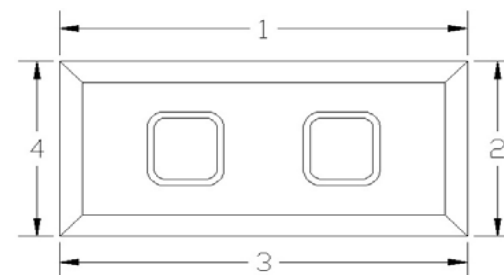


BigTop Model (Crown Mount)



Outside Chimney Dimensions (top row of brick)

1. Length (position 1)
2. Width (clockwise from 1)
3. Length (clockwise from 2)
4. Width (clockwise from 3)
5. Tile Height (from top of **crown**)



Note: For Skirt Type Models all four outside dimensions need to be exact; to the nearest 1/8 of an inch.

Metal Type: (Check Choice) ☐ Alum. ☐ Stainless Steel ☐ Copper ☐ Black Galv. Steel

Name _____

Fax Back To : 314-241-2277 Be Sure To Include Your Contact Information (Name, Phone #,)

Phone _____