

STORGARD[®] III IMM+4

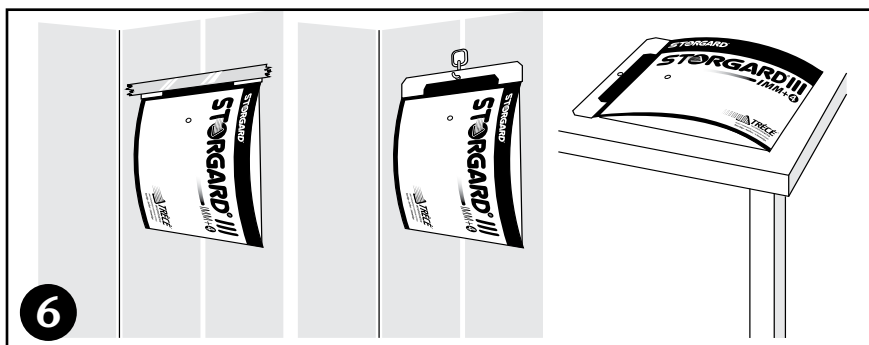
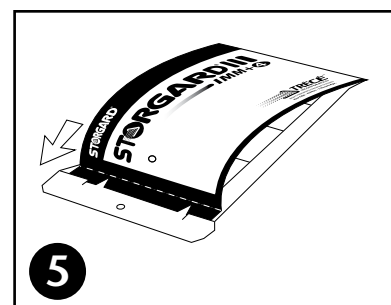
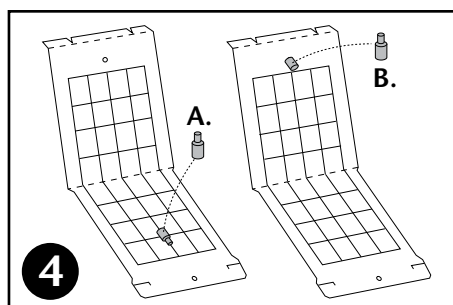
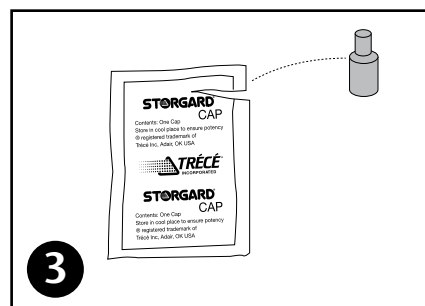




Insect Monitoring Kit Assembly Instructions

For: Indianmeal Moth (IMM), *Plodia interpunctella*

TRAP ASSEMBLY INSTRUCTIONS

1. Remove contents from carton.
2. Fold perforated line at the top of the trap. Remove release paper (adhesive covering) to expose both adhesive surfaces of the trap.
3. Remove pheromone from package.
4. Two options for pheromone placement
A. Place flat in designated area or
B. Fit in hole as shown
5. Assemble trap by folding in half and tucking under flap.
6. Hang trap on wall or place flat.



Visit our website: www.trece.com or call 1-866-785-1313

© 2010 TRECE, Adair, OK USA
TRECE, THINLINE, and STORGARD are registered trademarks of Tréce, Inc., Adair, OK USA



Your Edge – And Ours – Is Knowledge.