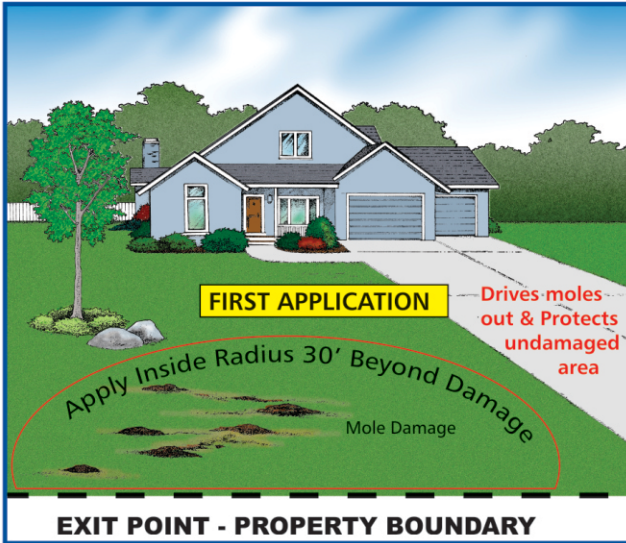


## WHERE MOLES HAVE ENTERED FROM THE BOUNDARY OF A PROPERTY

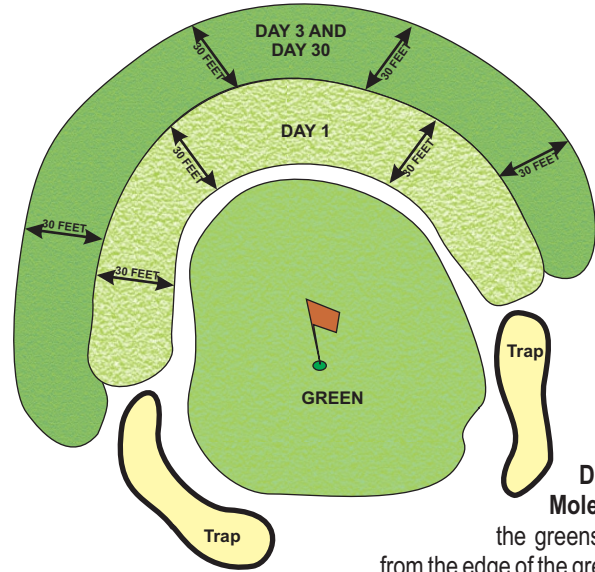


Using a rotary spreader, cover the entire area where moles are present. The initial application will drive moles out of the area and across the property boundary where they entered. The second application will ensure they do not return for up to 45 days.

**DAY 1:** Apply Mole Scram Pro to the entire affected area of lawn near the boundary where the moles entered, then water for approximately 20 minutes. Make sure the Mole Scram Professional is applied with a radius at least 30 feet beyond and around the infested area where tunnels and holes are visible.

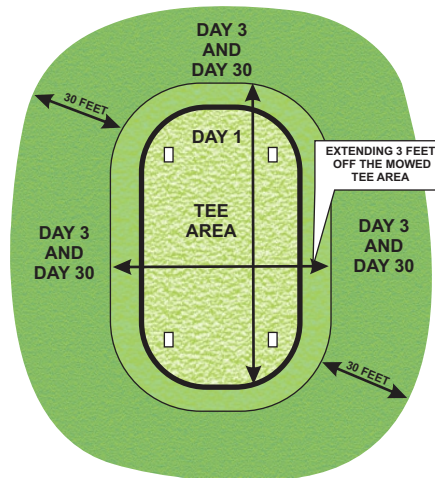
**DAY 14:** Apply Mole Scram Pro over the same area including 30 feet around the original damage, and water in the same way.

## GOLF COURSE APPLICATION



**Day 3:** Extend the application another 30 feet and water for 20 minutes.

**Day 30:** Apply a preventative barrier on the "Day3 Application" area. Water for 20 minutes.

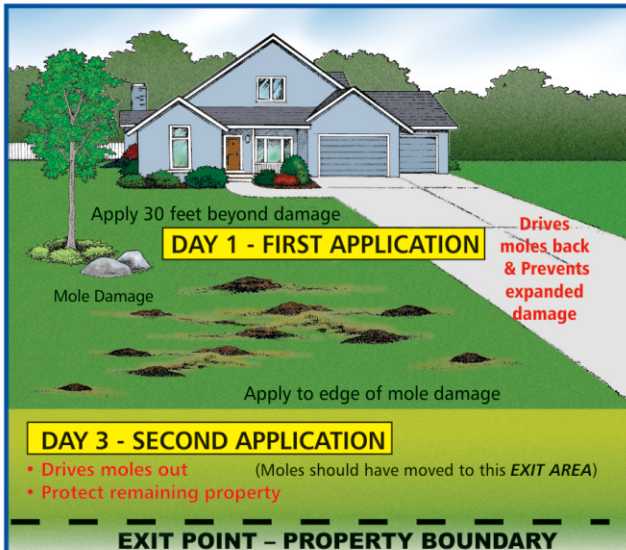


## FOR TREATING TEE AREAS

**Day 3:** Apply the sides of the tees at least 30 feet from the teeing area. Water for 20 minutes.

**Day 30:** Apply a preventative barrier on the "Day3 Application" area. Water for 20 minutes.

## WHEN MOLES ARE CLOSE TO HOUSE OR IN THE MIDDLE OF PROPERTY




Determine an **EXIT POINT** and drive the moles toward that point at the property boundary.

**DAY 1:** Apply Mole Scram Pro starting 30 feet beyond the mole damage and farthest from the **EXIT POINT**. Water the application area for approx. 20 minutes.

**DAY 3:** Apply Mole Scram Professional to the remainder of the lawn to continue to push and drive the moles towards the **EXIT POINT**, watering as before, for 20 minutes.

**DAY 30:** Apply along the **entire** property boundary line 30 feet into the lawn area to prevent moles from reentering. Water for 20 minutes.



### SPREADER SETTINGS

Earthway Broadcast	25
Scott Speedy Green	14
Scott Easy Green	32
Red Devil Broadcast	16
EZ Broadcast Republic	15
Quaker Broadcast	14
Lesco	18

## TESTIMONIAL

*"We had a very bad infestation of moles on our tee's and around some of the green's. Professional Mole repellent eliminated the problem and has kept the moles from approaching these areas. We also have had great success on the homes and villa's around the development. Homeowners are very pleased!"*

Mike Crann, Horticulturalist: Achasta CC. ( Jack Nicklaus course, Dahlonega GA.)  
Reynolds Plantation property.

# EPIC

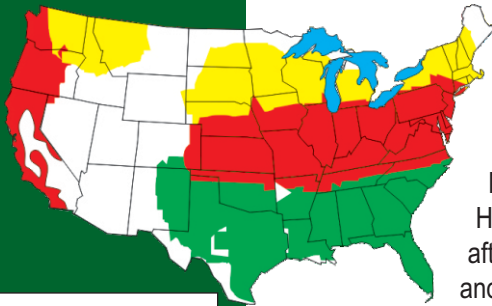
# America's Finest™ MOLE SCRAM™ PROFESSIONAL



## MOLE ACTIVITY

Moles are most visibly active during wet seasons, when worm activity near the surface is greatest. Mole Scram Professional should be applied at the beginning of Spring and then Fall, the two highest mole activity seasons.

Moles may not exit your property when repelling them, regardless of the repellent used. They may burrow underground up to 5 feet to during drier periods when earthworm activity is deeper in the soil. As a result, you may have to reapply in the summer if heavy rainfalls occur and bring earthworms to the surface. Mole Scram Professional is fast acting and immediately effective. However, mole activity will appear to **increase** for the first 1 or 2 days after initial application as moles become immediately uncomfortable and try to dig their way away from the treated area.



### Mole Infestation



Year Round



Increased Activity  
March through  
November



Increased Activity  
April through  
October

## INGREDIENTS

Active ingredients are Castor Oil, Citronella Oil and Garlic Oil in a Peanut Hull Base. Safe around people, pets and the environment. Ideal for Organic Gardening. EPIC represents that this product is exempt from EPA registration under Section 25 (b) of FIFRA & has not been registered by the EPA.

## PRICING APPLICATIONS

Measure an area that extends **30 feet**  
**beyond the infested area**

to obtain total square feet (length x  
width = square feet).

Approximate coverage is 15,000 square  
feet in a 22lb bucket



22 lb. (9.98 kg)  
ITEM# 5225

## MOLE SCRAM™ PROFESSIONAL

### WORK SHEET FOR ESTIMATING MOLE SCRAM APPLICATION

TOTAL SQUARE FEET (width x length = feet): \_\_\_\_\_

MATERIAL COST: \$.0036 PER SQUARE FT.  
(\$3.60 PER 1000 SQ. FT) \_\_\_\_\_

LABOR: PER 1000 SQUARE FEET \$ \_\_\_\_\_

TOTAL COST OF LABOR AND MATERIAL: \$ \_\_\_\_\_

STANDARD MARKUP OVER M/L COSTS: \$ \_\_\_\_\_

SERVICE CALL CHARGE: \$ \_\_\_\_\_

TOTAL ESTIMATE PER APPLICATION: \$ \_\_\_\_\_

NUMBER OF APPLICATIONS PER YEAR \_\_\_\_\_

TOTAL ANNUAL ESTIMATE: \$ \_\_\_\_\_



**EPIC**  
**GREEN**  
Solutions  
To Pest Problems

ENVIRO PROTECTION INDUSTRIES COMPANY, INC.

27 Link Dr., Suite C • Binghamton, NY 13904-3208

Toll Free: 877-337-2726 • Tel: 607-722-2092 • Fax: 607-722-4380