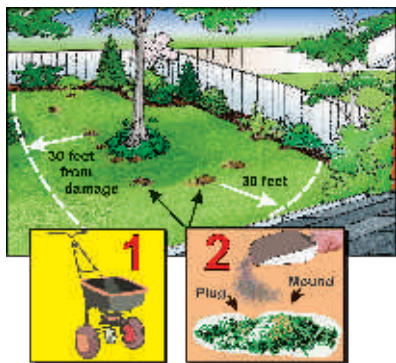


GOPHER SCRAM™ PROFESSIONAL

DAY 1 STEP 1. Using a rotary spreader, cover entire area where gopher damage is present. Application should extend 30 ft. around or beyond the infested area (indicated by mounds & plant damage).



STEP 2. Locate mound, sprinkle about 3 oz. (1/8 of a scoop or a small handful) into mound. Open plugged mounds to access & apply Gopher Scram Professional. Refill opened mounds with soil. **NOTE:** Water the affected area where Gopher Scram Professional has been sprinkled or spread for approximately 20 minutes.

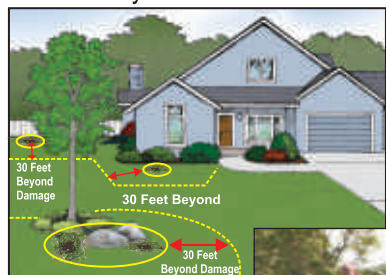
DAY 14: Apply Gopher Scram Professional by repeating Day One application.

ARMADILLO SCRAM™ PROFESSIONAL

Armadillo Scram™ Professional is a proprietary blend of all natural ingredients specifically designed to reduce and eliminate armadillo activity with both bad smell and taste.

● **Assess**

- Measure & calculate total square feet of application.
- 22 lb. container will provide protection of approx. 1,160 linear feet.



- **Apply using a spreader** at a rate of 1 lb per 600 sq ft.

Cover the area where armadillo damage has been observed and/or is occurring. Extend the coverage to about thirty (30) feet around & beyond the damaged area. For lawn and garden areas of 5,000 or less sq. feet, we recommend covering the entire area.

● **Treat**

DAY 1: Apply using a rotary spreader. Hand sprinkle, using the scoop provided, within damaged garden plots and beds. Look behind shrubs and along buildings for excavated nesting areas and apply liberally within them. If burrow entrances can be located, drop a half scoop into each hole and flush down thoroughly with water. Water the affected area where Armadillo Scram has been sprinkled or spread for approximately 5 minutes.

DAY 14: Reapply Armadillo Scram in 14 days after the initial application and then every 30 days or as needed. Heavy or extended periods of rainfall will shorten the effective period.

Recommended Spreader Settings will give 1 lb per 600 sq feet
1 Bucket protects approx. 13,200 square feet

SPREADER SETTINGS:	
Earthway Broadcast	29
EZ Broadcast Republic	19
Lesco	22
Quaker Broadcast	18
Red Devil	20
Scott Easy Green	36
Scott Speedy Green	18

America's Finest™ SNAKE SCRAM™ PROFESSIONAL

Snake Scram™ Professional is highly offensive to snakes' Jacobsen organ receptors and causes them to leave treated areas.



Avoid contact with or handling of snakes if you are unfamiliar with snake species and their proper handling!



● **Assess**

- Snakes prefer to locate in stone piles, wood piles, around foundations of homes, garages, barns, sheds, in gardens, flower beds & landscaping, and near pools.
- 22 lb. container will provide protection of approx. 6,600 sq. feet at 1lb per 300 sq. feet
8 lb provides approx. 2,400 sq. ft. at 1lb per 300 sq. feet

● **Treat**

DAY 1: Apply to entire area where snakes have been observed and are known to inhabit. Apply beyond the area by six (6) feet.

DAY 14: Reapply the same as Day 1. Reapply after heavy or extended periods of rainfall. May be used in any climate or temperature.

Day 30: Apply a 6 foot perimeter application to the inhabited area to keep the snakes from returning. **REAPPLY EVERY 30 DAYS.**

PEAK APPLICATION TIMES: Apply in Early Spring where activity has been observed in the past. Also in structures or exclusion areas **before** snake presence is detected.

GRANULAR REPELLENT PROFESSIONAL



EPIC's line of Professional Repellents provide professional users with **increased revenues, lower costs** and **results unparalleled!**

All Professional Granular Repellents from EPIC offer you:

- **Fast acting and long lasting formulas**
- **All natural ingredients, environmentally safe**
- **Easy use with reduced labor cost — no mixing or spraying**
- **No bad smells during or after application**

Designed & formulated for professional use:

- **LANDSCAPERS**
- **GOLF COURSE SUPERINTENDENTS**
- **LAWN CARE PROFESSIONALS**
- **PEST MANAGEMENT PROFESSIONALS**

EPIC
GREEN
Solutions
To Pest Problems

EPIC represents that this product is exempt from EPA registration under Section 25 (b) of FIFRA & has not been registered by the EPA.

ENVIRO PROTECTION INDUSTRIES COMPANY, INC.
Binghamton, New York



Stop Pest Damage!

FOR organic gardening

EPIC

America's Finest™
GRANULAR REPELLENT
PROFESSIONAL

GRANULAR REPELLENT PROFESSIONAL



We've expanded our product so you can expand your services!

EPIC's Professional Repellents include **Deer Scram, Rabbit Scram, Mole Scram, Gopher Scram, Armadillo Scram** and **Snake Scram**. These all natural repellents will help you preserve new plantings, build new services and protect customers' lawns and gardens.

Why use Professional Granular Repellents

- Low cost products
- Easy to use
- Fast and simple application— **low labor cost!**
- No mixing and spraying, or equipment needing maintenance
- Highly effective
- Animals' environments are changed – they avoid and leave
- EPIC granular repellents don't wash off with rain or irrigation

All EPIC products DO NOT HARM ANIMALS and may be safely used near people and pets.

How to build your service

EPIC Pro offers promotional support through:

- Training/How to Videos
- Flyers/Sell sheets
- Statement stuffers
- Doorknob hangers



DEER SCRAM PROFESSIONAL

Deer Scram Professional stimulates a strong fear-based response that scares deer away by emitting an odor they associate with death. It repels them before they begin browsing shrubs and eating plants & flowers.



Assess and Quote

- Measure perimeters of the landscaped areas
- Locate where deer are entering property.
- Calculate total linear feet of application.

Scoop

Use the scoop provided. One scoop will provide 20 linear feet of 18 inch wide strip.

Treat


Starting 15 inches from the edge of the landscaped area, apply a 20 inch wide band of Deer Scram Pro around the perimeter of the bed.

Find where the deer are entering the property and apply 3 strips across the deer path, 5 feet apart.

Each application of Deer Scram Professional should last 30 days, including normal rainfall or irrigation. Extremely heavy rain may require reapplication.

RABBIT SCRAM PROFESSIONAL

All natural ingredients are combined to create a smell (mild to us) that repels rabbits before they begin to nibble the plants. Apply a protective barrier strip around vulnerable plants to repel rabbits.



Assess and Quote

- Examine damage and threatened areas.
- Measure perimeters of the vegetation needing protection.
- Calculate total linear feet of application.

Scoop

Use the scoop provided. One scoop will provide 18 linear feet of 24 inch repellent barrier strip.


Treat

Apply a 24 inch barrier strip around damaged & threatened areas, beginning right at the edge of beds, plants or pots. Broadcast lightly within the first 2 or 3 feet of affected gardens or beds.

Each application of Rabbit Scram Professional should last 30 days, including normal rainfall or irrigation. Extremely heavy rain may require reapplication.

MOLE SCRAM PROFESSIONAL

Mole Scram Professional repellent works two ways. Using all natural ingredients, the repellent coats moles' food - worms and grubs - with a bad taste. Other ingredients make mole tunnels and surrounding soil smell disagreeable to them. These changes to mole's environment drive them out of the application zone.



Assess and Quote

- Measure an area that extends 30 feet beyond the infested area to obtain the total sq. ft.

Treat

- Fill a standard rotary spreader and adjust it using the spreader settings inside container.
- In a radius extending past the infested area at least 30 feet, apply Mole Scram Pro to this entire area, 2 applications... 14 days apart.

Water In

- Mole Scram Professional should be watered in for 20 minutes after application. **See complete application guidelines on Application**

Reapply Mole Scram Professional two weeks after initial treatment.

These two applications should last up to two months. Use preventative applications in early fall and early spring, or mid winter in southern regions.

