



# VIPER INSECT DUST

## CONTROLS:



Flies



Lice



Mites



Ticks

## For Outdoor Use on Home Gardens

- For use on poultry, dogs, horses, swine, beef and dairy cattle
- Controls A Wide Range of Insect Pests On Garden Vegetables As Listed
- Kills Over 60 Insects on Vegetables, Ornamentals and Fruits
- Controls listed Flies, Lice, Fleas, Mites, Ticks

## ACTIVE INGREDIENT:

Permethrin (3-phenoxyphenyl) methyl (+/-) *cis*,  
*trans*-3-(2,2-dichloroethenyl)-2,  
 2- dimethylcyclopropanecarboxylate\* ..... **0.25%**

**OTHER INGREDIENTS:**..... **99.75%**


**TOTAL:** ..... **100.00%**

\* *cis/trans* ratio: Min. 35% (+/-) *cis*  
 Max. 65% (+/-) *trans*

**KEEP OUT OF REACH OF CHILDREN  
 CAUTION**



See Additional Precautionary Statements on Back of Bag.

Easy-to-Use  
 Applicator Nozzle



A **CONTROL SOLUTIONS INC.** PRODUCT

**NET CONTENTS: 4 POUNDS**



**READ ENTIRE LABEL BEFORE EACH USE  
FOR PET USE - USE ONLY ON DOGS  
PRECAUTIONARY STATEMENTS**

**HAZARDS TO HUMANS AND DOMESTIC ANIMALS**

**CAUTION: Humans:** Harmful if absorbed through skin. Causes moderate eye irritation. Avoid contact with skin, eyes or clothing. **Animals:** Harmful if swallowed, inhaled. Consult a veterinarian before using this product on debilitated, aged, pregnant or nursing animals or animals on medication. Sensitivities may occur after using **ANY** pesticide product for pets. If signs of sensitivity occur bathe your pet with mild soap and rinse with large amounts of water. If signs continue, consult a veterinarian immediately.  
**DO NOT USE ON CATS:** May be toxic or potentially fatal if applied to or ingested by cats. Accidental application to cats and/or grooming a recently treated dog may result in tremors and/or uncoordinated muscle movements. If this occurs, immediate veterinary care should be provided

FIRST AID	
<b>If on skin or clothing</b>	<ul style="list-style-type: none"> <li>Take off contaminated clothing.</li> <li>Rinse skin immediately with plenty of water for 15-20 minutes.</li> <li>Call a poison control center or doctor for treatment advice.</li> </ul>
<b>If in eyes</b>	<ul style="list-style-type: none"> <li>Hold eye open and rinse slowly and gently with water for 15-20 minutes.</li> <li>Remove contact lenses, if present, after the first 5 minutes, then continue rinsing eye.</li> <li>Call a poison control center or doctor for treatment advice.</li> </ul>
<b>If inhaled</b>	<ul style="list-style-type: none"> <li>Move person to fresh air.</li> <li>If person is not breathing, call 911 or an ambulance, then give artificial respiration, preferably by mouth-to-mouth, if possible.</li> <li>Call a poison control center or doctor for further treatment advice.</li> </ul>

Have the product container or label with you when calling a poison control center or doctor, or going for treatment. For information on this product, contact the National Pesticide Information Center, 1-800-858-7378, Monday-Friday, 7:30 AM-3:30 PM PST. You may also contact the National Poison Control Center, 1-800-222-1222, day or night, for emergency medical treatment information [or SafetyCall® at (866) 897-8050] **FOR CHEMICAL EMERGENCY:** Spill, leak, fire, exposure, or accident call CHEMTREC 1-800-424-9300.

**PHYSICAL AND CHEMICAL HAZARDS**

Do not use or store near heat or open flame.

**ENVIRONMENTAL HAZARDS**

This pesticide is extremely toxic to aquatic organisms, including fish and invertebrates. To protect the environment, do not allow pesticide to run off into storm drains, drainage ditches, gutters and surface waters. Applying this product in calm weather when rain is not predicted within 24 hours will help ensure that wind or rain does not blow or wash pesticide off the treatment area.

This pesticide is highly toxic to bees exposed to direct treatment on blooming crops or weeds. Do not apply this product or allow it to drift to blooming crops or weeds while bees are actively, visiting the treatment area.

**PERSONAL PROTECTIVE EQUIPMENT:**

Some materials that are chemical-resistant to this product are listed below. If you want more options, follow the instructions for category E on an EPA chemical resistance category section chart.

**Applicators and other handlers must wear:**

Long-sleeved shirt and long pants, shoes plus socks, chemical-resistant gloves, and a NIOSH-approved respirator with: a dust/mist filter with MSHA/NIOSH approval number prefix TC-21 or any N, R, P, or HE filter. Application with motorized equipment is prohibited.

**User Safety Requirements:**

Follow manufacturer's instructions for cleaning/maintaining PPE. If no such instructions for washables exist, use detergent and hot water. Keep and wash PPE separately from other laundry. Discard clothing and other absorbent materials that have been drenched or heavily contaminated with this product's concentrate. Do not reuse them.

**User Safety Recommendation:**

User should wash hands before eating, drinking, chewing gum, using tobacco, or using the toilet. User should remove clothing/PPE immediately if pesticide gets inside. Then wash thoroughly and put on clean clothing. User should remove PPE immediately after handling this product. Wash the outside of gloves before removing. As soon as possible, wash thoroughly and change into clean clothing.

**DIRECTIONS FOR USE**

It is a violation of Federal law to use this product in a manner inconsistent with its labeling.

**RESTRICTIONS:**

Use of handheld power duster equipment is prohibited. Do not enter or allow others to enter until dusts have settled. Except when applying to pets, do not apply this product in a way that will contact workers or other persons

**VEGETABLES: DIRECTIONS FOR APPLICATION**

CROP	TARGET PEST	REMARKS
Asparagus	Cutworm Complex, Asparagus Beetle	Dust lightly. Apply up to 4 times per season. May be applied until 1 day before harvest.
Broccoli, Brussel Sprouts, Cauliflower	Cabbage Looper, Imported Cabbageworm, Diamondback Moth, Cabbage Aphid	Dust lightly. Apply up to 8 times per season. May be applied until 1 day before harvest.
Cabbage	Cabbage Looper, Imported Cabbageworm, Diamondback Moth, Cabbage Aphid	Dust lightly. Apply up to 5 times per season. May be applied until 1 day before harvest.
Cucumber, Muskmelons, Pumpkin, Squash, Watermelon	Leafminer, Squash Bug, Cabbage Looper, Cucumber Beetle (adult), Cutworm, Melon Worm, Pickle Worm, Plant Bug (including Lygus And Stink Bug), Rindworm, Squash Vine Borer	Dust lightly. Apply up to 8 times per season. May be applied until harvest.
Celery, Lettuce (head and leaf), Parsley, Rhubarb, Spinach	Vegetable Leafminer, Cabbage Looper, Cutworm Complex, Fall Armyworm, Beet Armyworm, Corn Earworm, Leafhopper, European Corn Borer	Dust lightly. Apply up to 5 times per season. May be applied until 1 day before harvest.
Eggplant	Colorado Potato Beetle, Vegetable Leafminer, Cabbage Looper, Flea Beetle	Dust lightly. Apply up to 10 times per season. May be applied until 3 days before harvest.
Onions (Dry bulb and Garlic)	Onion Thrips, Armyworm, Cutworm, Leafminer, Onion Maggot (adult), Stink Bug	Dust lightly. Apply up to 6 times per season. May be applied until 1 day before harvest.
Peppers (Bell)	Pepper Weevil, Vegetable Leafminer, Cabbage Looper, Flea Beetle, European Corn Borer	Dust lightly. Apply up to 8 times per season. May be applied until 3 days before harvest.
Potatoes	Colorado Potato Beetle, Potato Leafhopper, Aster Leafhopper, Potato Flea Beetle, Potato Aphid, Potato Tuberworm, Potato Psyllid, Cabbage Looper	Dust lightly. Apply up to 8 times per season. May be applied until 14 days before harvest.
Sweet Corn	Corn Earworm, European Corn Borer, Fall Armyworm, Southern Armyworm, Corn Rootworm (adult), Cutworm, Aster Leafhopper, Flea Beetle	Dust lightly. Apply up to 6 times per season. May be applied until 1 day before harvest.
Tomatoes	Tomato Fruitworm, Cabbage Looper, Tomato Pinworm, Vegetable Leafminer, Beet Armyworm, Southern Armyworm, Colorado Potato Beetle, Granulate Cutworm, Hornworm	Dust lightly. Apply up to 6 times per season. May be applied until day of harvest.

**ORNAMENTALS: DIRECTIONS FOR APPLICATION**

CROP	TARGET PESTS	REMARKS
Asparagus Fern	Japanese Beetle, Asparagus Beetle, Lygus Bug	Dust lightly. Apply to the fern stage of asparagus plant after spear harvest when adult stage of the asparagus beetle, lygus bugs and the adult stage of the Japanese beetle are present.
Roses	Beet Armyworm, Cabbage Looper, Omnivorous Leafroller	Dust lightly.

**TREE CROPS: DIRECTIONS FOR APPLICATION**

Dust lightly, using a dust gun or rotary duster.

CROP	TARGET PESTS	REMARKS
Apples	Apple Aphid, Redbanded Leafroller, Obliquebanded Leafroller, Plum Curculio, White Apple Leafhopper, Spotted Tentiform Leafminer, Tarnished Plant Bug	Dust lightly. Do not apply after petal fall.
Peaches	Peach Twig Borer, Oriental Fruit Moth, Green Fruitworm, Lesser Peachtree Borer, Plum Curculio, Tarnished Plant Bug	Dust lightly. Apply up to 5 times per season. May be applied until 14 days before harvest.
Walnuts	Navel Orangeworm, Codling Moth, Walnut Husk Fly	Dust lightly. Apply up to 8 times per season. May be applied until 1 day before harvest.

**LIMITATION OF WARRANTY AND LIABILITY**

Read the entire direction for use, conditions of warranties and limitations of liability before using this product. If terms are not acceptable, return the unopened product container at once. By using this product, user or buyer accepts the following **CONDITIONS, DISCLAIMER OF WARRANTIES, and LIMITATIONS OF LIABILITY.**

**CONDITIONS:** The directions for use of this product are believed to be adequate and must be followed carefully. However, it is impossible to eliminate all risk associated with the use of this product. Crop injury, ineffectiveness or other unintended consequences may result because of such factors as weather conditions, presence of other materials, or the manner of use or application, all of which are beyond the control of Control Solutions, Inc. All such risks shall be assumed by the user or buyer.

**DISCLAIMER OF WARRANTIES:** To the extent consistent with applicable law, Control Solutions, Inc. makes no other warranties, express or implied, of merchantability or of fitness for a particular purpose or otherwise, that extend beyond the statements made on this label. No agent of Control Solutions, Inc. is authorized to make any warranties beyond those contained herein or to modify the warranties contained herein. To the extent consistent with applicable law, Control Solutions, Inc. disclaims any liability whatsoever for special, incidental or consequential damages resulting from the use or handling of this product.

**LIMITATIONS OF LIABILITY:** To the extent consistent with applicable law, the exclusive remedy of the user or buyer for any and all losses, injuries or damages resulting from the use or handling of this product, whether in contract, warranty, tort, negligence, strict liability or otherwise, shall not exceed the purchase price paid or at Control Solutions, Inc election, the replacement of product.

**EPA Reg. No. 53883-33 EPA Est. No. 44616-MO-1**

Control Solutions, Inc.  
5903 Genoa-Red Bluff  
Pasadena, TX 77507-1041  
Phone (281) 892-2500



either directly or through drift. Except when applying to pets, only protected handlers may be in the area during application. Do not breathe dusts, vapors, or spray mist. Application is prohibited directly into sewers or drains, or to any area like a gutter where drainage to sewers, storm drains, water bodies, or aquatic habitat can occur. Do not allow the product to enter any drain during or after application.

When used in dairy barns or facilities: Close milk tank lids to prevent contamination from spray and from dead or falling insects. Remove or cover milking utensils before application. Wash teats of animals before milking. Do not water treated area to the point of run-off. Do not make applications during rain.

**USE ON LIVESTOCK  
BEEF AND DAIRY CATTLE AND HORSES**

Can be used in dust bags, shaker can and mechanical dust applicator.

**Horn Flies, Lice, Face Flies:** Place contents of this package in any commercially available dust bag, suspend bag in areas frequented by cattle or in gateways or lanes through which the animals must pass daily for water, feed, or minerals. Bags may also be placed in loafing sheds or in front of mineral feeders.

For dairy cows, bags may be suspended in the exit through which the cows leave the milking barn. The bags should hang 4 to 6 inches below the back line of the cattle. For reduction of Face Flies, bags must be located so animals will be forced to use them daily and hung at a height so that the face is dusted.

**Horn Flies, Lice Direct Application:** Apply 2 oz. of dust per animal by shaker can over the head, neck, shoulders and back and tailhead. Repeat as necessary, but not more than once every three days.

**HORSES:** Dust horse for Horn flies with shaker can or dust glove along back, neck and legs.

**SWINE:**

**Lice on Swine Direct Application:** Apply only 1 ounce per head as a uniform coat to the head, shoulder and back by use of a shaker can or suitable mechanical dust applicator. Repeat as necessary, but not more often than once every 10 days. In severe infestation, both animals and the bedding may be treated. Do not ship animals for slaughter within 5 days of treatment.

**POULTRY:** To control Northern Fowl Mites, apply at a rate of 1 lb. per 100 birds. Ensure thorough treatment of vent area.

**USE ON DOGS**

**To control Fleas, Ticks and Lice on Dogs.**

Use product only outside or in a well-ventilated area. Wearing household latex or rubber gloves dust animals thoroughly, working the dust into the hair down to the skin. Pay close attention to legs and feet. Use 1/2 oz. on animals 20 pounds and under and 1 oz. on pets over 20 pounds. Avoid getting dust in pets' eyes, nose, mouth, and genital areas. Reapply every three weeks as needed. Do not use on dogs under twelve (12) weeks of age. Dust sleeping area including bedding and cracks and crevices.

**HOME GARDENS: FOR USE ON HOME GARDENS  
NOT FOR USE ON PLANTS BEING GROWN FOR SALE OR OTHER COMMERCIAL USE.**

Wearing household latex or rubber gloves, use a dust applicator such as a shaker can, dust gun, puffer or other bulbous duster, rotary duster or other appropriate duster as available. Start applying at the farthest corner of the treatment area and work backward to avoid contact with dusted surfaces. Dust lightly to cover both upper and lower leaf surfaces with a thin, even film of dust. (Many insects hide on the underside of the leaf).

**Apply when air is calm to avoid drift and contact with eyes and skin.** Controls a wide range of insect pests. Use at first signs of insect infestation, preferably before damage from feeding occurs. **Note the pre-harvest (time between use and harvest) interval with each crop listed.**

**STORAGE AND DISPOSAL**

Do not contaminate feed or foodstuffs by storage or disposal.

**PESTICIDE STORAGE:** Store in cool, dry place.

**PESTICIDE DISPOSAL: If partly filled** - Call your local solid waste agency for disposal instructions.

Never place unused product down any indoor or outdoor drain.

**CONTAINER HANDLING: If empty** - Nonrefillable container. Do not reuse or refill this container. Place in trash or offer for recycling if available.