

Airofog[®] **USA**



USL
604-000-210



USA
604-000-010



USP
604-000-110

***Airofog Unique
Sprayer Manual***

Safety Notices

Airofog Unique 32oz Sprayers referred to in this document are designed for use by qualified and experienced personnel. Please read this instruction thoroughly before usage.

Safety Instruction

- Keep out reach of children
- Before use, check condition and proper function of the sprayer
- Only pump up and down and maintain sprayer in an upright position or a vertically hanging position
- Do not leave insecticide filled sprayer out in direct sunlight
- Note wind direction when in use to avoid spraying in areas that aren't supposed to be treated and yourself
- Never spray into electrical outlets or cable boxes
- When using metal extension close to electrical equipment, pay attention to avoid electric shock
- Do not operate a sprayer that has visible wear on parts
- Always wear personal protective equipment (PPE) when handling dangerous substances
- Application of insecticides should follow manufacturer recommendations and must be in compliance with local regulations in regards to the application of pesticides. We are not liable for consequences of improper application
- When unscrewing cap, never point the lance at others or yourself
- Never blow through clogged nozzles or valves with your mouth
- Before repair and maintenance, drain insecticide and release all pressure from sprayer
- Always replace damaged, or malfunctioning parts

Caution



It is the operator's responsibility to ensure the safe use of the sprayer and that they're fully compliant with national or local regulations governing compression sprayer and applications of pesticides.



AIROFOG USA is not liable for damages that has occurred due to improper use/repair/maintenance, the use of non-recommended or non OEM parts, and acceptance of damaged/broken sprayers for any reason.



Airofog USA
15074 Aviation Loop Drive
Brooksville, FL 34604
USA

+1-352-593-5152
airofog@airofogusa.com
www.airofogusa.com

Care & Maintenance

Cleaning the sprayer

- Rinse tank thoroughly with water
- Add water and detergent to the tank
- Attach pump cap and tighten it
- Shake vigorously to clean inside of tank
- Pressurize the tank
- Flush the hose and trigger valve
- Empty the tank and refill with clean water
- Flush the hose and trigger valve once more
- Empty remaining water
- Sprayer should be cleaned thoroughly weekly

Pump & trigger valve maintenance

- Piston o-ring and trigger valve o-ring should be oiled every 90 days
- Grease threads on the inside of the filler cap with marine or automotive grease every 90 days
- Check valve at the bottom of the pump cylinder prevents liquid from entering pump. If liquid is leaking into pump, valve should be inspected and/or replaced

After every use

- Empty tank
- Drain the hose and lance
- Carefully inspect all gaskets and hoses as well as the other fittings for wear
- Replace any worn parts as necessary

Clogged nozzle and extension straw

- DO NOT insert metal objects into tip
- Clean with soft bristle brush to free clogs
- Detergents or solvents can be used to soak tip for several hours to break up clogging
- DO NOT use ammonia; it can corrode brass
- Run warm water over and into extension straw
- Blow compressed air through the back of the nozzle and extension straw

Airofog Guarantee

Airofog USA guarantees the Airofog Unique Sprayers to be free of defects in materials and workmanship to the original purchaser for a period of one(1) year on labor and parts which are not subject to usual wear. During this period, AIROFOG USA will replace and/or repair the parts and manufacturer faults on the exclusive judgment of our technical department free of charge.

Shipping and dispatch of defect equipment will be at original purchaser's expense

Guarantee does not cover damages occurred during transport or by incorrect handling, tampering, use, or the use of non-recommended products and so on.

Under no circumstances will AIROFOG USA be liable for damages due to improper use or application.

Under no circumstances will AIROFOG USA be responsible for damages to any persons or property.



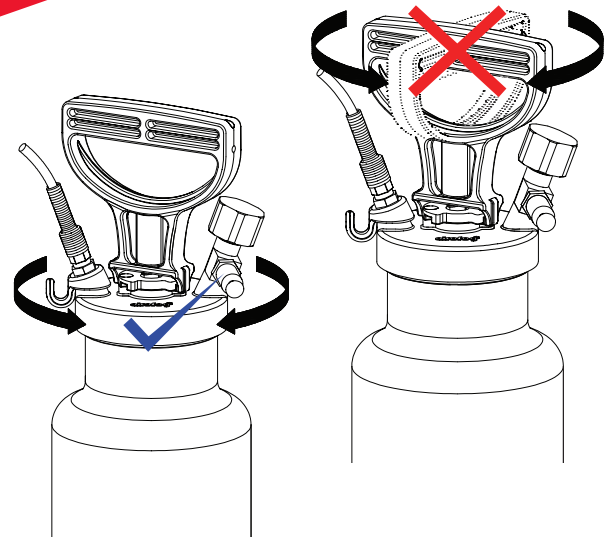
Airofog USA
15074 Aviation Loop Drive
Brooksville, FL 34604
USA

+1-352-593-5152
airofog@airofogusa.com
www.airofogusa.com

Operation & Repair

Opening the cap

- To open the bottle, hold body and turn cap counter clockwise
- Follow insecticide's label instructions and fill the mixed water or oil based insecticide into the bottle.
- Avoid power based products to prevent the nozzle becoming clogged
- To close, hold body and turn cap clockwise until tight.
- **Never open or close bottle by turning the handle as this may severely damage the handle**



Pressurizing the sprayer

- Press down then turn the pump handle 90 degrees to unlock it.
- Pump the plunger up and down until required pressure is reached
- Lock pump handle back in original position by pumping it down and turning the handle 90 degrees back into its original position
- **Never exceed maximum psi ratings when pressurizing the sprayer**

Repair

- Modification of sprayer may result in harm or injury to both sprayer and user
- If any parts show signs of damage or wear, replace immediately
- Always use OEM parts for repair and maintenance

Application rates of multi-nozzle (water @ 40psi)

Fine fan	12oz./min
Coarse fan	26oz./min
Pin stream	11oz./min
CC straw	1.7oz./min

Application rates of aerosol nozzle (water @ 60psi)

Fine, white	2oz./min
Medium, blue	3oz./min
Coarse, red	4.4oz./min
CC tip	3.8oz./min



Airofog USA
15074 Aviation Loop Drive
Brooksville, FL 34604
USA

+1-352-593-5152
airofog@airofogusa.com
www.airofogusa.com

Specifications

	US Lance (USL)U	US Pistol Grip (USP)	US Aerosol (USA)
Tank	stainless steel AISI 304, 40oz/1Liter		
Working Capacity	32oz		
Max. Working Pressure	up to 116psi		
Cap	high quality brass		
Pump Cylinder	stainless steel AISI 304, with Viton™ check-valve		
Spray Hose	heavy duty coiled		
Pressure Release Valve	supplied as standard		
Pressure Gauge	0-150 psi		
Discharge Valve	brass, drip-free trigger valve 9" lance with multi-nozzlew and C&C straw	brass, drip-free trigger valve ith multi-nozzlew and C&C straw	Brass, wand like trigger with Flexi-pro blue extension
Net Weight	3.5 lbs.	3.3 lbs.	2.8 lbs.
Total Height	11.6 in.		

※ Specifications are subject to change without notice or obligation.

Trademarks appearing within are the property of Airofog Machinery Co., Ltd.

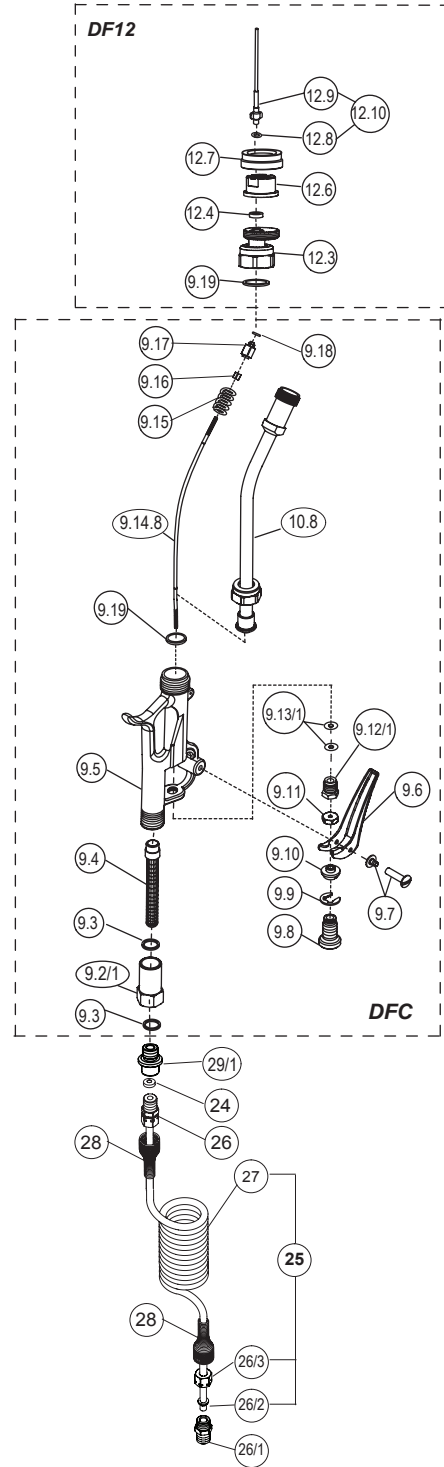
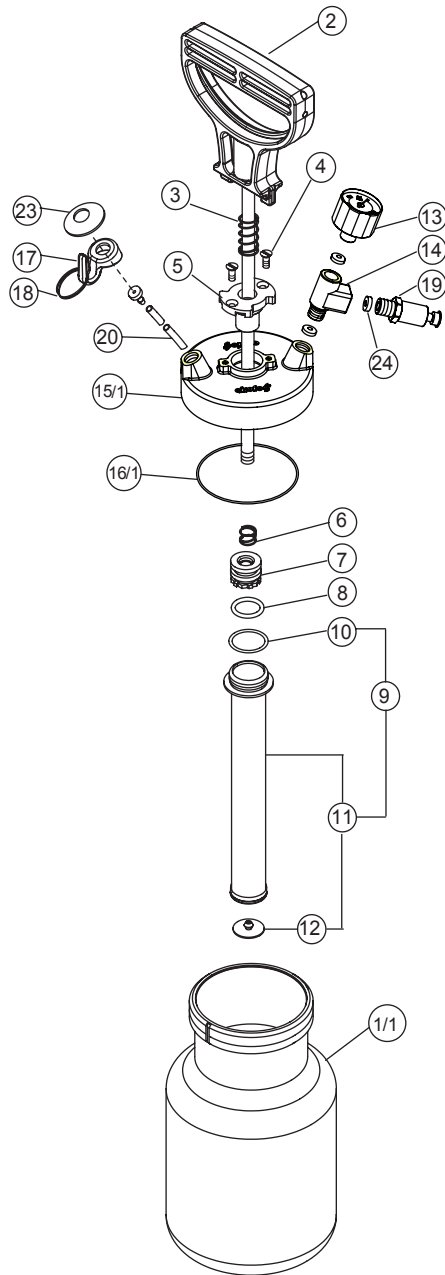
Other trademarks are the property of their respective owners.



Airofog USA
15074 Aviation Loop Drive
Brooksville, FL 34604
USA

+1-352-593-5152
airofog@airofogusa.com
www.airofogusa.com

Lance Assembly (USL)



Airofog USA
15074 Aviation Loop Drive
Brooksville, FL 34604
USA

+1-352-593-5152
airofog@airofogusa.com
www.airofogusa.com

Lance Parts List

Pos. Part no. Description

1/1	603-001-010	Bottle
2	605-002-000	Piston rod; Black
3	604-003-000	Spring
4	604-004-000	Countersunk screw
5	604-005-000	Cylinder cap
6	505-001-020	Spring
7	604-007-000	Piston
8	604-008-000	O-ring
9	604-009-000	Pump cylinder assembly
10	935-027-010	O-ring
11	604-011-000	Cylinder tube
12	604-012-000	Check valve
13	604-013-000	Pressure gauge
14	510-003-030	T-connector
15/1	604-015-010	Bottle cap
16/1	604-016-010	O-ring
17	604-017-000	Hook
18	601-018-000	Hook ring
19	604-019-000	Pressure release valve
20	604-022-010	Supply tube
23	604-023-000	Disc
24	505-002-020	Gasket
26	601-004-010	Hose adapter assembly
26/1	601-004-011	Adapter
26/2	601-004-012	Cutting ring
26/3	601-004-013	Retaining nut

Service kits

25	604-025-100	Hose replacement kits (Pos: 26/2x2, 26/3x2,27)
	605-035-0	Pump service kit (Pos: 8, 10, 12, 16/1, 24x3)
	604-036-000	DF service kit (Pos: 24, 9.1, 9.3, 9.13/1, 9.18, 9.19x2, 12.4, 12.8)

Pos. Part no. Description

27	601-004-130	Coiled hose; blue
28	601-004-040	Hose holder spring
29/1	604-029-010	Female adapter
DFV	501-009-000	DF valve assembly
9.2/1	501-009-020	Strainer housing
9.3	500-009-030	Gasket
9.4	500-009-040	Strainer
9.5	500-009-050	Valve body
9.6	500-009-060	Trigger
9.7	500-009-070	Trigger screw
9.8	500-009-080	Safety lock nut
9.9	500-009-090	Snap ring
9.10	500-009-100	Adjusting screw
9.11	500-009-110	Lock nut
9.12/1	500-009-121	Sealing nut
9.13/1	500-009-131	O-ring x2
9.15	500-009-150	Seat spring
9.18	500-009-180	Viton o-ring
9.19	505-009-150	Gasket
9.20	500-009-200	Long seat stem
12	500-012-000	Multi-nozzle assembly
9.19	505-009-150	Gasket
12.3	500-012-030	Multi-nozzle holder
12.4	500-012-040	Gasket
12.6	500-012-060	Multi-nozzle
12.7	500-012-070	Retainer
12.8	935-018-000	O-ring
12.9	500-012-090	C&C straw
12.10	500-012-100	Straw with o-ring



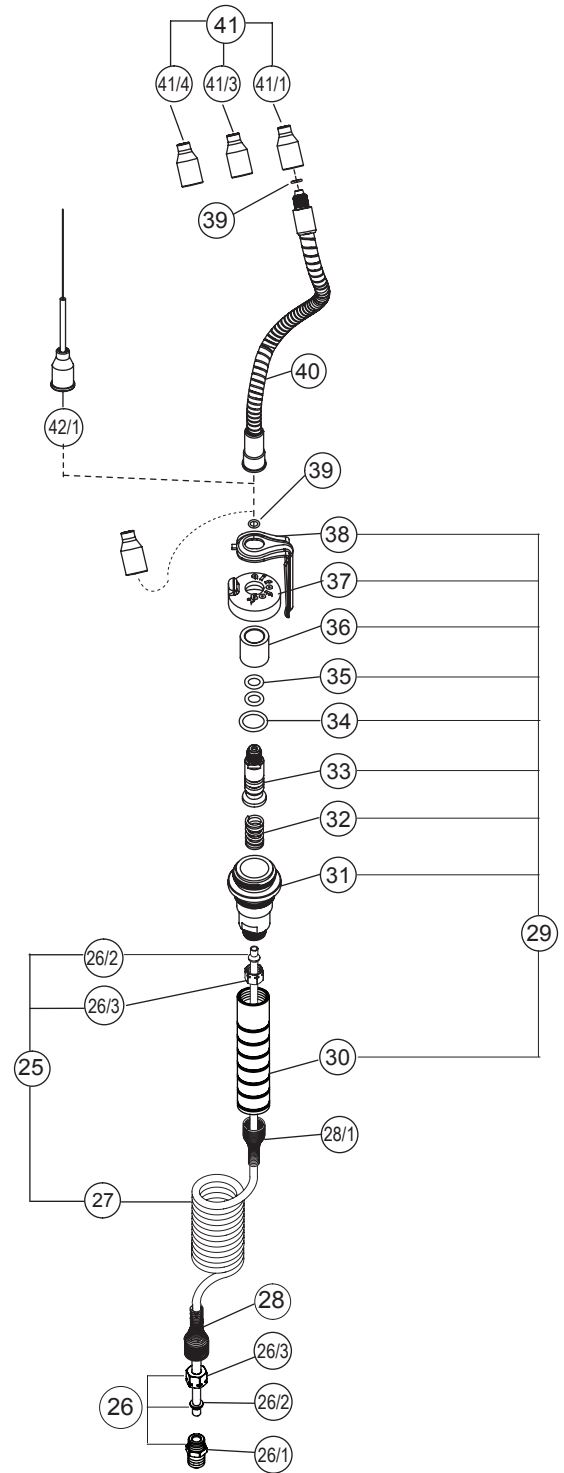
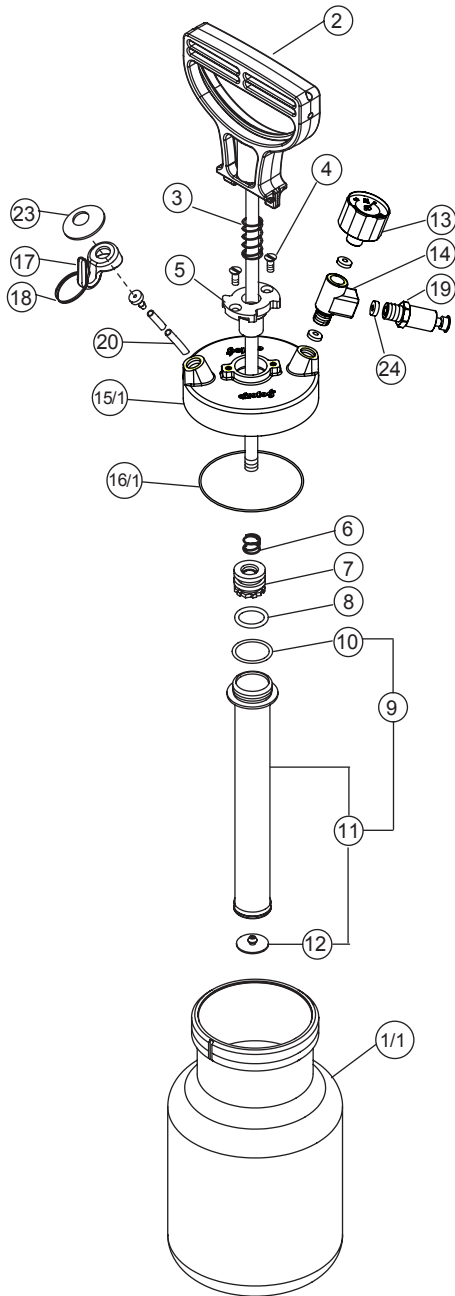
Hose replacement
kit (604-025-100) not
included with purchase



Airofog USA
15074 Aviation Loop Drive
Brooksville, FL 34604
USA

+1-352-593-5152
airofog@airofogusa.com
www.airofogusa.com

Aerosol Assembly (USA)



Airofog USA
15074 Aviation Loop Drive
Brooksville, FL 34604
USA

+1-352-593-5152
airofog@airofogusa.com
www.airofogusa.com

Aerosol Parts List

Pos. Part no. Description

1/1	603-001-010	Bottle
2	605-002-000	Piston rod; Black
3	604-003-000	Spring
4	604-004-000	Countersunk screw
5	604-005-000	Cylinder cap
6	505-001-020	Spring
7	604-007-000	Piston
8	604-008-000	O-ring
9	604-009-000	Pump cylinder assembly
10	935-027-010	O-ring
11	604-011-000	Cylinder tube
12	604-012-000	Check valve
13	604-013-000	Pressure gauge
14	510-003-030	T-connector
15/1	604-015-010	Bottle cap
16/1	604-016-010	O-ring
17	604-017-000	Hook
18	601-018-000	Hook ring
19	604-019-000	Pressure release valve
20	604-022-010	Supply tube
23	604-023-000	Disc
24	505-002-020	Gasket

Service kits

25	604-025-100	Hose replacement kits (Pos: 26/2x2, 26/3x2,27)
	605-035-010	Pump service kit (Pos: 8, 10, 12, 16/1, 24x3)
	601-023-200	Flexi-valve service kit (Pos: 34,35x2,39x3)

Pos. Part no. Description

26	601-004-010	Hose adapter assembly
26/1	601-004-011	Adapter
26/2	601-004-012	Cutting ring
26/3	601-004-013	Retaining nut
27	601-004-130	Coiled hose; blue
28	601-004-040	Hose holder spring
28/1	603-004-040	Hose holder spring
29	601-007-000	Flexi valve assembly
30	601-007-010	Valve handle
31	601-007-020	Valve body
32	505-003-014	Spring
33	601-007-040	Seat
34	601-007-080	Viton o-ring
35	935-041-000	Viton o-ring
36	601-007-070	Seat sleeve
37	601-007-080	Valve cup
38	601-007-090	Trigger
39	601-007-100	Viton o-ring
40	601-008-010	Spiral want extension
41	601-009-000	Aerosol nozzle set
41/1	601-009-030	Aerosol nozzle; white
41/3	601-009-050	Aerosol nozzle; blue
41/4	601-009-070	Aerosol nozzle;red
42/1	604-010-012	C&C extension



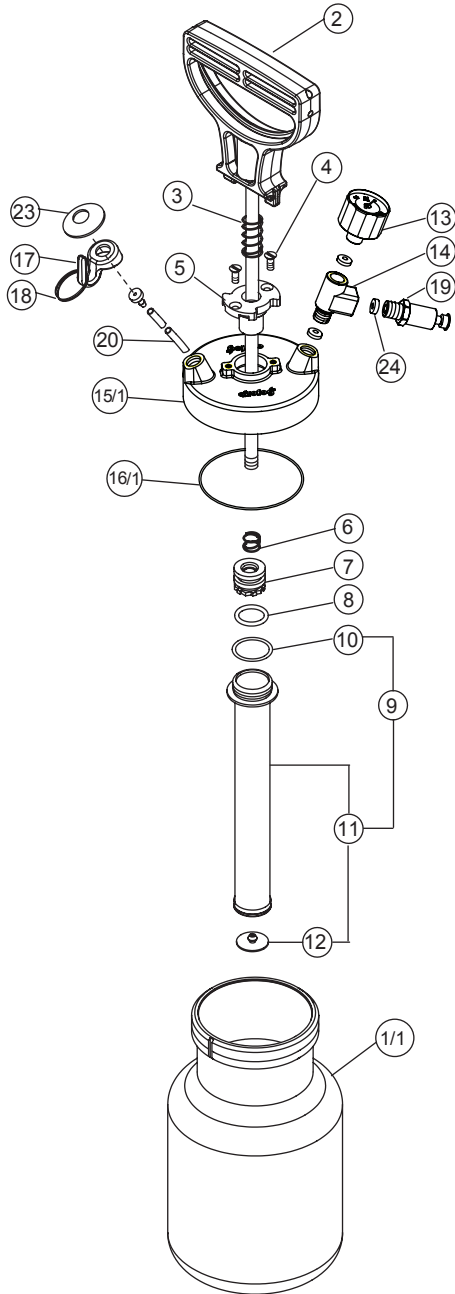
Hose replacement
kit (604-025-100) not
included with purchase



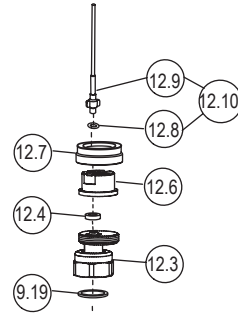
Airofog USA
15074 Aviation Loop Drive
Brooksville, FL 34604
USA

+1-352-593-5152
airofog@airofogusa.com
www.airofogusa.com

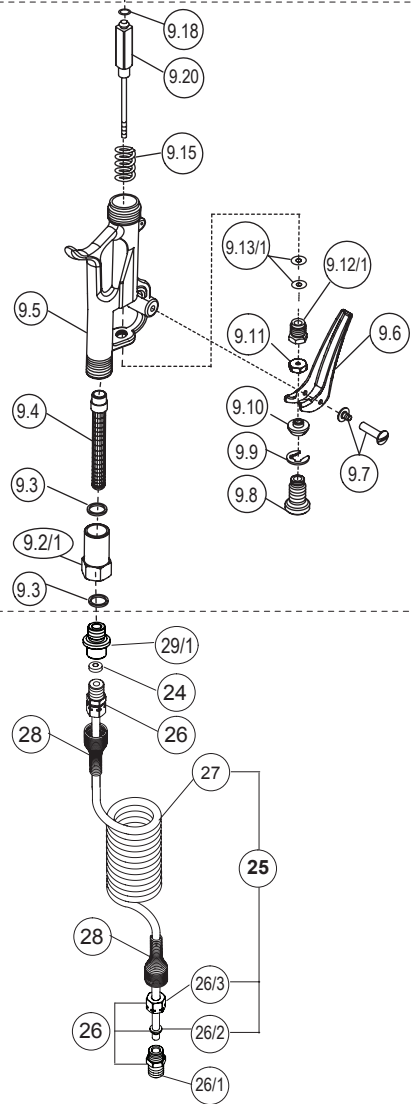
Pistol Grip Assembly (USP)



DF12



DFV



Airofog USA
15074 Aviation Loop Drive
Brooksville, FL 34604
USA

+1-352-593-5152
airofog@airofogusa.com
www.airofogusa.com

Pistol Grip Parts List

Pos. Part no. Description

1/1	603-001-010	Bottle
2	605-002-000	Piston rod; Black
3	604-003-000	Spring
4	604-004-000	Countersunk screw
5	604-005-000	Cylinder cap
6	505-001-020	Spring
7	604-007-000	Piston
8	604-008-000	O-ring
9	604-009-000	Pump cylinder assembly
10	935-027-010	O-ring
11	604-011-000	Cylinder tube
12	604-012-000	Check valve
13	604-013-000	Pressure gauge
14	510-003-030	T-connector
15/1	604-015-010	Bottle cap
16/1	604-016-010	O-ring
17	604-017-000	Hook
18	601-018-000	Hook ring
19	604-019-000	Pressure release valve
20	604-022-010	Supply tube
23	604-023-000	Disc
24	505-002-020	Gasket
26	601-004-010	Hose adapter assembly
26/1	601-004-011	Adapter
26/2	601-004-012	Cutting ring
26/3	601-004-013	Retaining nut

Service kits

25	604-025-100	Hose replacement kits (Pos: 26/2x2, 26/3x2,27)
	605-035-010	Pump service kit (Pos: 8, 10, 12, 16/1, 24x3)
	604-036-000	DF service kit (Pos: 24, 9.1, 9.3, 9.13/1, 9.18, 9.19x2, 12.4, 12.8)

Pos. Part no. Description

27	601-004-130	Coiled hose; blue
28	601-004-040	Hose holder spring
29/1	604-029-010	Female adapter
DFV	501-009-000	DF valve assembly
9.2/1	501-009-020	Strainer housing
9.3	500-009-030	Gasket
9.4	500-009-040	Strainer
9.5	500-009-050	Valve body
9.6	500-009-060	Trigger
9.7	500-009-070	Trigger screw
9.8	500-009-080	Safety lock nut
9.9	500-009-090	Snap ring
9.10	500-009-100	Adjusting screw
9.11	500-009-110	Lock nut
9.12/1	500-009-121	Sealing nut
9.13/1	500-009-131	O-ring x2
9.15	500-009-150	Seat spring
9.18	500-009-180	Viton o-ring
9.19	505-009-150	Gasket
9.20	500-009-200	Long seat stem
12	500-012-000	Multi-nozzle assembly
9.19	505-009-150	Gasket
12.3	500-012-030	Multi-nozzle holder
12.4	500-012-040	Gasket
12.6	500-012-060	Multi-nozzle
12.7	500-012-070	Retainer
12.8	935-018-000	O-ring
12.9	500-012-090	C&C straw
12.10	500-012-100	Straw with o-ring



Hose replacement
kit (604-025-100) not
included with purchase



Airofog USA
15074 Aviation Loop Drive
Brooksville, FL 34604
USA

+1-352-593-5152
airofog@airofogusa.com
www.airofogusa.com



Airofog USA
15074 Aviation Loop Drive
Brooksville, FL 34604
USA

+1-352-593-5152
airofog@airofogusa.com
www.airofogusa.com