

CATCHMASTER® MULTI-CATCH™ MINI FIELD GUIDE



WHY USE MULTI-CATCH™ MINI MOUSE TRAPS?



Non-Toxic –
home & family safe



Catches
multiple mice



Pest
Identification

- Narrow profile design for placement versatility
- Smaller size ideal for placing in discreet locations
- Compatible with our 72TC3 glue board
- Smooth inner rim without sharp edge



HOUSE MICE...

Search the same things you find in your home – food, warmth & shelter

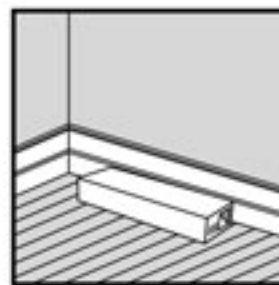
Adapt quickly to changing conditions and produce up to 35 young a year



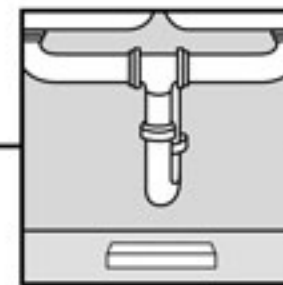
Are nocturnal and generally feed at dusk and before dawn

• Pose health and structural dangers to your home

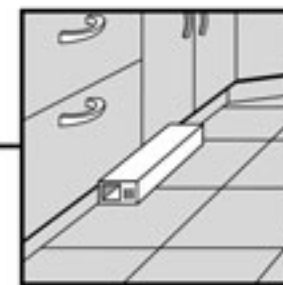
PROPER PLACEMENT



Along Baseboards

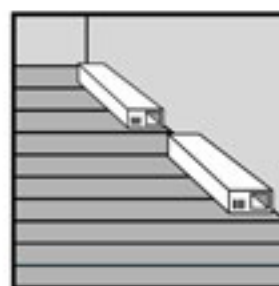


Under Sinks

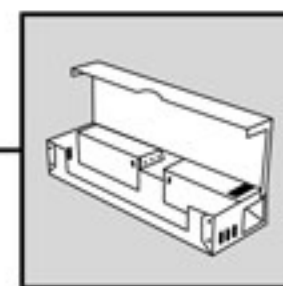


On Floors

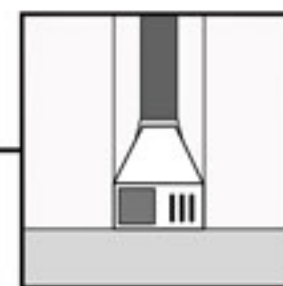
Tips for MULTI-CATCH™ PLACEMENT:



Place multiple traps against wall to maximize catch potential



Check traps daily or when noise is heard



Between Appliances

TRAPPING TIPS

- Use the “inside & out” rule – place a glue trap both in and on top of Multi-Catch™
- Place traps along known or suspected rodent runways, particularly in dark, undisturbed areas
- Thoroughly inspect your property and seal up any possible entrance points like cracks in foundations or gaps in doorways



WHY CATCHMASTER® MULTI-CATCH™ MINI MOUSE TRAP?



Our pest management tools are backed by 65+ years of know-how



Our products are tested under the harshest field conditions to ensure maximum reliability for any level of pest control expert