

CATCHMASTER® THE CLAW™

QUICK SET SNAP TRAP FIELD GUIDE


WHY USE CATCHMASTER® 622 THE CLAW™ RAT SNAP TRAPS?

- 1 Designed with feedback from the field
- 2 Metal hardware for longevity & strength
- 3 Multiple anchor points
- 4 Heavy-duty construction

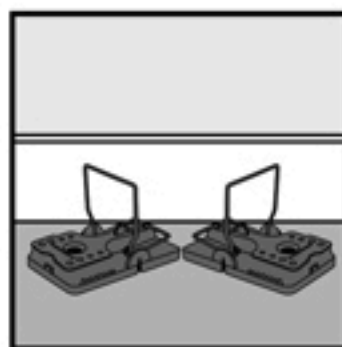


TRAPPING TIPS

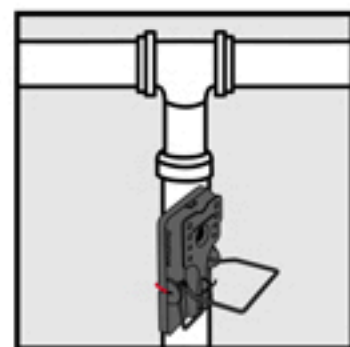
- The more the merrier – rodents can be fickle, placing several traps at once will increase your likelihood of a catch
- Switch it up – if you aren't having success in one area be sure to place in different areas
- If you are not having success with food-based baits consider nesting materials (cotton balls, shredded paper, etc.)
- Don't forget to anchor your traps – doing so will help prevent the trap from going off inadvertently and also help maximize the force of the trap



PLACEMENT



In pairs back to back
along known
rat runways



Secured to
a pipe with
a zip tie



Learn more at catchmasterpro.com or
contact your sales representative today at 800.458.7454